

# dispatcher

Volume 26 # 5

May 2008

## May: Cindy Rinne



Cindy Rinne is a quilt artist who believes in experimentation and free play. Her textile and mixed media art works each begin as a journey reflecting her experiences and explorations through daily living and observations. The layering of fabric, threads and additional embellishments add texture and dimension to her work. Cindy will provide a lecture of her unique quilt designs and their interpretations.

## Workshop: Anything Goes!

Cindy is a textile and mixed media Artist who explores fiber media by creating art quilts for the walls. Her works are colorful creations with a touch of whimsy. What she has to say about her work is that each piece is it's own journey. So we are looking forward to taking a journey with her at her workshop. Who knows with her creative techniques what we will come away WITH. If you are looking for adventure please come and join us.

Any questions please contact us by phone or email:

Linda Gray: (714-777-9354) or [lindagray65@sbcglobal.net](mailto:lindagray65@sbcglobal.net)

Carol Logue: (714-840-5475) or [carolkwilts@aol.com](mailto:carolkwilts@aol.com)


Quilting Hugs, Carol



[www.orangegrovequiltersguild.com](http://www.orangegrovequiltersguild.com)

### Look Inside

<i>Birthdays</i>	8
<i>Block of the Month</i>	9
<i>President's Message</i>	2
<i>Philanthropy</i>	5
<i>Membership</i>	6
<i>Show &amp; Tell</i>	10
<i>Way &amp; Means</i>	4



Members with last names beginning

**Q thru U**

Please bring  
Cookies/fruit  
to the  
**May meeting**



## President's Message

We, as members of the Orange Grove Quilters Guild, are so lucky to have so many talented quilters in that we all benefit from each other's expertise. At our general meeting in April we profited from our guest speaker Cathy Van Bruggen. Lucky us, she is also a member!!! Cathy's unique style is an inspiration for all of us. Her hand appliqué is exquisite. I think, the finer the detail, the better Cathy likes it. Her work can be even more appreciated up close. Her quilts and wall hangings, with all the woodland critters were such fun to see and distinctively Cathy's style. At the workshop, Cathy, with great patience, showed us how to "appliqué the Easy Way." It will take lots of practice before it really does get easy, but with her gentle guidance Cathy convinced us that we can do it.

I am not sure how quickly this will happen or me as I am still stitching on "Pumpkin Patch," one of Cathy's patterns that I began about a year and a half ago. I hope to complete it by November, but I'm not saying which year. I am however, having great fun appliquéing and stitching on it. I am somewhat like the tortoise in "The Hare and the Tortoise." I will finish it and be a winner when I do.

I was pleased to see the enthusiasm when the idea of Logo Denim shirts was presented at our meeting. I think that it will be great fun to sport our shirts at various functions and show everyone how proud we are to be members of the greatest Guild in Southern California! I am hoping that we will have them by the time International Quilt Festival comes to Long Beach. I will try to speed the process along. Therefore, I would very much like to have all orders received by the June Guild Meeting. Georgan Zieres said that she and Jody Burtch would be happy to take the orders. We should have firm pricing by the May meeting so please bring your checkbooks, as shirts will need to be prepaid before they can be ordered.

A gentle reminder for all, work on those UFO's. This is the year to reach in the back of your cupboard, dust off the project and complete it so that we can all "Ooh and Ahh" when you share it at Guild Show and Tell. And remember, keep track of how many quilted projects you have completed so that you can add them to our Tally Chart next month. As Gayle Wayne said in her remarkable poem last month, "Won't it be great to brag with me and say, 'I have no unfinished objects!'" So remember "Keep on Quilting."

Lots of Hugs for all of you,

*Joyce*





**Gingers Quilt Shoppe**  
 1120 Dewey Way, Suite B, Upland, CA 91786  
 (909) 920-3099

*Everything...for the novice to advanced quilter!*

- ❖ Top Quality Fabrics!
- ❖ Full Line of Notions!
- ❖ Long Arm Quilting Services!
- ❖ Classes!
- ❖ Books & Gift Items!

Mon - Fri 10 am - 7 pm    Sat 10 am - 5 pm    Sun 11 am - 4 pm



**CONGRATULATIONS!!!!!!** to our **Unsung Heroes** for the Month of **April**. **Dianne Hoffman** and **Carol Logue** both continue to work very hard to make our Guild great. Dianne did a fabulous job compiling our 2008 Yearbook. She wanted it to be "just right." She does not hesitate to help out whenever she sees the need. Carol has done a tremendous job as co-chair of Workshops for the past two years. She is another lady who does lots of "behind the scenes" jobs. She has been a great help to me this year and she is my discreet timekeeper. Thank you ladies!!!!!!



**Moore's**  
*Sewing Machines Ceiling Fans Vacuums*  
**SPECIALISTS IN SALES & SERVICE**  
*A THIRD GENERATION FAMILY BUSINESS*

MISSION VIEJO • 25390 Marguerite Pkwy. • (949) 580-2520  
 HUNTINGTON BEACH • 16472 Beach Blvd. • (714) 596-3999  
 ORANGE • 2265 N. Tustin Ave. • (714) 279-6830  
 RIVERSIDE/CORONA • 10357 Magnolia Ave. #L. • (951) 688-6254

**LEAH'S FOR QUILTING**  
*Quality, Selection & Service Since 1969*  
 Authorized **JANOME** Sewing & Embroidery Dealer  
**Quilting & Embroidery Supplies & Classes**

**Custom Sewing Cabinets** Tustin & Katella **Fabric, Books, Notions & Patterns**  
 1321 E Katella, Orange  
 714) 639-3245

e-mail: lfg4quilting@usa.net Discount to Guild Members  
**SUN: 12-5; MON & FRI: 10-6; TUE-THURS: 10-8; SAT 10-5**

**Flying Geese Fabric**  
*A Quilter's Shop & More*

*Susan Manion & Marilyn Lunetto* 714-544-9349  
 In Old Town Tustin Mon & Wed 10:00am-7:00pm  
 307 El Camino Real Tues, Thurs 10:00am-6:00pm  
 Tustin, CA 92780 Fri & Sat 10:00am-5:00pm  
 info@flyinggeesefabric.com www.flyinggeesefabric.com

**Q's Longarm Quilting**  
*Quick Turn Around Satisfaction Guaranteed*  
 Please call for an appointment.  
**714.963.1177**  
 mike@QLQuilting.com www.QLQuilting.com

**Material Possessions Quilt Shop**  
 22600-C Lambert St., Suite 905  
 Lake Forest, Ca 92630  
 949-586-3418 fax 949-586-7125  
 www.quiltessentials.com e-mail quilt@quiltessentials.com

Hop On In...  
**Bunney Hutch Quilt 'N Sew**  
 Quilting Fabrics, Notions, Classes and Retreats  
 JANOME Sewing Machine Sales  
 Expert Repair Service on All Makes and Models  
 KOALA sewing furniture/wood quilting products/complete sewing rooms

Jean-Marie Bunney-Lytton 4470 Cerritos Ave  
 Jerry Lytton Los Alamitos, CA 90720  
 jm@bunneyhutch.com (714) 226-9647  
 www.bunneyhutch.com Fax (714) 226-9649  
 Outback (714) 226-9662



## Ways & Means

They say "ask and you shall receive" and that you did. Our baskets were so full of good things from patterns to bird house figurines to gardening gloves, fabric, books, a 10.00 gift certificate and other things to numerous to mention. We thank you all very much.

Our lucky winners this month were: Dianna Frohn and Verla Lambert.

With your support, we made \$150.00 for the Guild this month.

**Our theme for May will be: "May Flowers"**



We hope you have a wonderful month and remember a day without quilting is like a day without sunshine.

Lynette Ashton

Lorraine Jones



**STEPH'S PET SITTING**  
 \*Over Night Stays \*Pet Taxi \*Medication Administered Free  
**Taffy Harper @ (714) 809-4107**

Mail & newspaper collected.  
 Lawn & plants watered.

LICENSED, INSURED, BONDED, PET FIRST AID & CPR CERTIFIED

### Friendship Group Starting

Carol Munn of Westminster is interesting in starting a Monday morning Friendship Group. Anyone in the Westminster area interested? E-mail Carol at bobcar-munn@msn.com or Dorothy Anderson at jackandozlady@verizon.net



## Sun- shine & Shadows

Ellen Roman's mother had surgery.  
Valerie Erskine received good news about her illness and Linda Gray's husband had surgery.  
Peggy Walter lost her mother last month.

We wish everyone a speedy recovery and our

**Mel's Sewing Service**  
**BERNINA baby lock**  
 Family Owned Since 1956  
 Sales & Repair Authorized Dealers

**ANAHEIM**  
 947 N. Euclid -92801  
 Tel: 714.774.3460  
 Fax: 714.535.1126  
 email: melsana1@aol.com

**Riccar Vacuums**  
**TUSTIN**  
 600 E. First St. -92780  
 Tel: 714.669.0583  
 Fax: 714.689.0907  
 www.melssewing.com



## Philanthropy

At our last meeting there were 16 pillowcases turned in, 18 tops, 17 completed quilts and 1 Christmas stocking.

The door prizes were won by Linda Majer fat pack from Timeless Quilts, Phyllis Derigo \$10.00 gift certificate from Bears, Fran Bodle fat pack from Moore's and Georgan Zieres pattern from Cathy Van Bruggen.

There will be quilts to be quilted, kits to be sewn and pillowcases.

Questions??? **Bea Vieira 714 968-5167 Carol Howerton 714 964-1173**

### Rule Change:

At the April Guild meeting, the following standing rule was recommended by the Board and approved by the Membership:

#### Standing Rule #9

If a check is returned for insufficient funds or account is closed, the writer of the check will be liable for any bank fees assessed the Guild. Membership privileges will be suspended until all charges are satisfied.

## Share the Wealth

By Joyce Oberle

This new column was inspired by my husband, Scott. I hope that it will inspire you to share your good finds and make this a monthly read.

The end of March found Scott and me in Cambria for Rob Appell's Quilt Retreat Week-end at Camp Ocean Pines. We both had a fabulous time. While I stitched with Rob and the other quilters, Scott either rode his bicycle or photographed the Pacific Coast. Rob's Retreat was a really fun, three and one-half days. It was very low key, we all worked on projects of our choice. Some worked on seascapes, one on Sunbonnet Sue, I worked on my "Moose on the Loose" that I will share with all of you in May. All the participants were super friendly, I felt like I was amongst Orange Grove Quilters. Rob did some of his famous demos and he gave us lots of tips for future use. We chatted until all hours, we shared ideas, we shared fabric, we even took a trip to the Cotton Ball. It was a stress-free weekend that included nine home-cooked meals. It was a very special week-end that I will not soon forget and that I highly recommend.

I would like to invite all of you to share with us your happy quilting related adventures. Maybe you experienced a fabulous teacher, maybe you were treated like royalty at your local quilt shop, maybe someone just loved your new creation. Share your story with us by placing your SHORT article in the "disPatcher" box that is on the stage at each Guild meeting. Let's have fun and "Share the Wealth."



APRIL 9, 2008  
MEMBERSHIP REPORT

This month, we had 173 members, 13 guests and 2 new members. Please extend a warm Orange Grove welcome to our following new members:

New Members:

Tommie Jo Zimmermann/  
Emery 1006

Marilyn Rose 1007

Please make the following changes in your 2008 Yearbook and Roster:


New email addresses:

- Sally Lansing  
sallylansing@hotmail.com
- Bobbie Inglis  
binglis1@roadrunner.com
- Kathleen Greer  
crzymamie22@aol.com

If you have any changes in your membership information, please be sure and contact me and I will put it in the newsletter.

Happy Quilting,

Nancy Post  
weposts@earthlink.net  
562-431-7494



**Fons & Porter**

As a courtesy to the members, we are working with Fons & Porter magazine to offer subscriptions( new and renewal) this year for the price of \$15, a savings of \$ 4.

Fons & Porter will send you 2 free quilting books ( Quick Gifts and Embellishing Secrets) plus 2 free spools of Sulky Blendables Thread with your subscription. This is a great deal and is only good through the Guild...

Please see me if your are interested in this savings and in getting a few free gifts.

Thanks!

Linda Gray



### Quilting by Carol

Carol Munn

714-894-5644

Husvarna Viking Mega Quilter

Sizes up to 105 inches wide

(Cannot do king size quilts)

Call for quote!

Sheri Siedentop—Proprietor

### The Quilt Cupboard

5246 Lampson Ave

Garden Grove, CA 92845



Phone: 714-891-8639

Cell 714-225-6910

<http://www.thequiltcupboard.net>

Email: [sheri@thequiltcupboard.net](mailto:sheri@thequiltcupboard.net)

### Executive Real Estate



"Selling the California Coast...  
From Long Beach to San Clemente"®

**Carol Williams**  
Realtor

o: (714) 501-8147 o: (562) 987-4000 f: (562) 987-2030  
3337 Colorado Street, Long Beach, CA 90814

Licence # 01705681

[cwilliams95@socal.rr.com](mailto:cwilliams95@socal.rr.com)

Come to our May meeting for  
the big **Round Robin Showoff!**

This will be the **PREMIERE** showing for the  
beautiful mini-quilts created during our annual  
Round Robin.

It all started with just one block. You won't  
want to miss this!

Thanks!!

Sally McKibben

[jmckibben@verizon.net](mailto:jmckibben@verizon.net)



### NAPA VALLEY QUILTERS QUILT SHOW 2008

"Wine, Women & Quilts"  
in the heart of the Napa Valley

Sunday, September 21, 2008  
10 a.m. - 5 p.m.

Location: Justin Siena High School  
4026 Maher Street  
Napa, CA

(Hwy 29, West on Trower Ave, Right on  
Maher to 4026 Maher Street)

Quilts - Wearable Art - Challenge Quilts  
- Viewer's Choice - Country  
Store -

Vendor Mall - Door Prizes - Opportunity  
Quilt (Flowers in the  
Vineyard) Raffle Drawing -  
Quilts & Handicrafts For Sale



# Birthdays



May 3	Phyllis Berg		
May 5	Thayone Jones		
May 8	Karen Quane		
May 10	Delores deSha		
May 11	Kathleen Greer		
May 11	Pauline Wilson		
May 11	Diana Frohn	May 20	Mary Miler
May 12	Lillian Rubright	May 21	Connie KEBLIS
May 14	Nancy Drew	May 22	Stephanie Romesburg
May 16	Nancy Mastroianni	May 25	Sally Flatebo
May 16	Juanita Stokes	May 25	Cynthia Schutz
May 17	Carol Guibert	May 26	Marie Blash
May 19	Betty Barnes	May 28	Corni Quinlivan
May 19	Sandra Barrad	April 28	Karen Powel
May 20	Mimi Benvin		

## “The Party is Over”, Guild Challenge 2008

### Rules:

- \* Both fabrics must appear on the front of the quilt.
- \* Quilt can not measure more than 26 inches (including binding) on each side
- \* Finished quilts are due at the **August** meeting
- \* Prizes will be awarded in these three categories:
  1. First or second entry in OGQG Challenge
  2. Professional/Teacher
  3. All others

Each month that guild meets you may enter your name for a prize for working on your entry.

???? Call Sally Lansing 714-776-7805

May 2-4	Camarillo Quilt Show
May 17	Citrus Belt Home Tour
May 17-18	Antelope Valley Quilt Show
June 7-8	Beach Cities Quilt Show
July 6-10	Camp Watch-a-Patcher
July 25-27	International Quilt Festival Long Beach







**BLOCK OF THE MONTH:**

Any questions? Call Bonnie Lippincott 949-380-8797

**Prairie Queen**

12" finished block

Orange Grove Quilters Guild 2008 Block of the Month - April

**IF USING YARDAGE**


Color 1 (Dark) needs:  
2 strips 2 1/2" x 10"  
1 strip 4 7/8" x 9 3/4"

Color 2 (Medium) needs:  
1 strip 2 1/2" x 10"  
1 4 1/2" square

Color 3 (Light) needs:  
1 strip 2 1/2" x 10"  
1 strips 4 7/8" x 9 3/4"

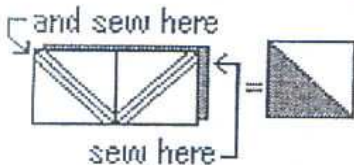
**CONSTRUCT THE BLOCK:**

1. Start by marking and cutting all the 2 1/2" x 10" strips, into four 2 1/2" squares – Color 1 (Dark), 2 (Med), and 3 (Light). You will have 8 Dark, and 4 each of Medium and Light.



2. Sew the 2 1/2" squares together into four patches. Top row light & dark, bottom row dark & medium. They should measure 4 1/2" square when done.

3. To speed piece the half squares, stack the Color 1 (dark) and Color 3 (light) 4 7/8" x 9 3/4" strips right sides together and all edges aligned. On the back of the top strip, lightly draw in the 4 7/8" square line, then draw in the diagonals as shown at left. Now sew a 1/4" above and below the marked diagonals, pivoting at the square line. Cut this apart on the square line, and on the marked diagonals between the rows of stitching. This will give you four half squares. Press seams to the darker side. Trim back to measure 4 1/2" if necessary.



4. Lay out all the units made and sew them together into three rows, press seams in alternating directions by row. Join the rows, and it's done.

**IF USING 5 INCH SQUARES**

Color 1 (Dark) needs:  
8 squares 2 1/2" x 2 1/2"  
2 squares 4 7/8" x 4 7/8"  
cut once diagonally to make 4 half square triangles


Color 2 (Medium) needs:  
4 squares 2 1/2" x 2 1/2"  
1 4 1/2" square

Color 3 (Light) needs:  
4 squares 2 1/2" x 2 1/2"  
2 squares 4 7/8" x 4 7/8"  
cut once diagonally to make 4 half square triangles

**CONSTRUCT THE BLOCK:**

1. Sew the 2 1/2" squares together into four patches. Top row light & dark, bottom row dark & medium. They should measure 4 1/2" square when done.
2. Using Color 1 Color 3, sew the 4 half square triangles into half square triangle blocks. Make 4 blocks. Press seams to the dark. They should measure 4 1/2" square.

Follow step 4 at left to finish the block.



# Door Prizes- February 2008

## Flying Geese

\$10 Gift Cert

Marie Blash, Aileen Tsuruda

## Bunney Hutch

CharmPack

Bobbie Inglis, Fern Plett

## Material Possessions

\$15 Gift Cert

Mary Kay O'Neil

Fabric Pk

Dee Hilliard, Taye Inadomi

## Bears Quilt Shop

\$10 Gift Cert

Georgan Zieres, Sharon Hritz

## Q's Long Arm Quilting

\$25 Gift Cert

Betsy White, Beth Stiel

## Moore's

Fabric Pk

Carol Logue, Karen Powel, Jacqueline Nolan

## Jenney's

\$10 Gift Cert

Jeri Lopes, Helen Williams

## Leah's

Earlene Fowler Book

Kim Green

## M & L

\$10 Gift Cert

Mary Wells, Karen Garrity

## Tall Mouse

\$15 Gift Cert

Claudia Finghe

## Timeless Quilts


Fat Pak

Jean Cole

## Cathy Van Bruggen

Patterns

Michelle Barrek, Jean Griffin, Mary O'Driscoll



## Show & Tell

Verla Lambert

"Seascape with Turbulence"

Janette Anderson

"Happy Birthday"

Ginger Titterington

"Happy Birthday"

Barbara Purks

"Waterwheel"

Jean Morrow

07 Round Robin

Sara Forster

"Celtic Garden", "Ladies in Red"

Pat Ingersoll

"Sudoku Discovered"

Sally Fletebo

"Easter Quilt", "Star Dahlia"

Carol Bock

"Cathedral Windows"

Sally Lansing

"Barbie Quilt"

Pat Adair

"Fall in Seattle"

Lois Gallagher

"Darling Darya Kate"

Jean Cole

"Happiness"

Linda Sackin

"Kokopeli-Twins"

Helen Williams

"Brooklyn's Quilt"

"Almost Amish Circles"